



COLOSSUS[®]

Excellence inside

DATASHEET

US06ISIBLECCT38150F

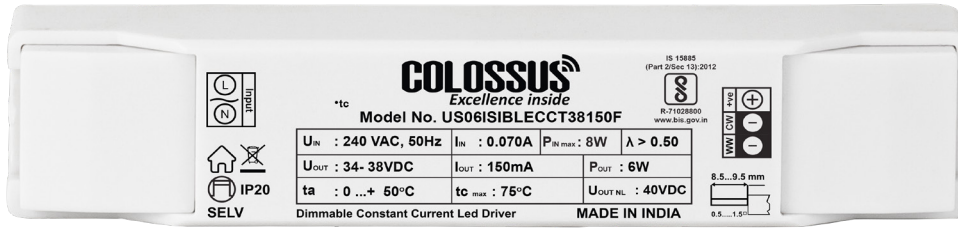


POWERED BY  **plexilent**
simplifying life

tuya[®]

Version: 01

www.colossusworld.com



<https://colossusworld.com/>

*Image is for viewing purpose. Technical Data not to be drawn from above image.

Approval Markings:



Product Description

- Smart Dimmable Constant Current Driver For Led Modules
- Input Voltage 240VAC
- High Efficiency >78%(@100% Load)
- Power Factor >0.50(@100%Load)
- Protection against Abnormal Operating Conditions Like Open Voltage Protection, Overload Protection.
- Surge Protection 2.5KV
- Compatible with BLE, BLE MESH & ZIGBEE Module
- Nominal Life Time: 30,000 hours @ $tc \leq tc_{max}$

Functions

- Seamless Control
- CCT & Dimming Control
- Application oriented operation for maximum compatibility

Benefits

- 1-100% Deep Dimming
- Low Standby Power
- Smooth Transition over wide range of CCT & Intensity

Applications



Technical Data

Mains Voltage Supply

Rated Voltage Range	240VAC
Rated Frequency	50/60 Hz
Max. Admissible Input Voltage Range(AC)	175-265VAC
Total Harmonic Distortion (THD)	N.A
Mains voltage withstanding capacity	300VAC for 8hrs

Output Data

Constant current

Output current tolerance	±5%
Max. Ripple output current(with LED Load)	<10% (@ Full Load)
Max starting Time	<1s

Interface And Dimming Operation

Dimming Interface	PWM
-------------------	-----

Power Factor

240V(@ Full Load)	>0.50
-------------------	-------

Efficiency(typ.)

Full Load	>78%
-----------	------

Protections

Open Circuit	<40VDC
Output Short Circuit Operation	N.A
Input Over Voltage Cutoff	N.A
Input Under Voltage Cutoff	N.A

Connection Terminals

For Solid Or Stranded Wire

Type	Push Terminal
Wire Cross Section	0.5mm ² - 1.5mm ²
Wire Stripping Length	8.5mm - 9.5mm

Wire Lengths

Max. Wire Length To Led Module	<1m
--------------------------------	-----

Protection

Surge	2.5kV
High Voltage	300V

Temperatures (Operation)

Model No.	Ambient(ta)	Case (tc)
US06ISIBLECCT38150F	0°C... +50°C	Max + 75°C

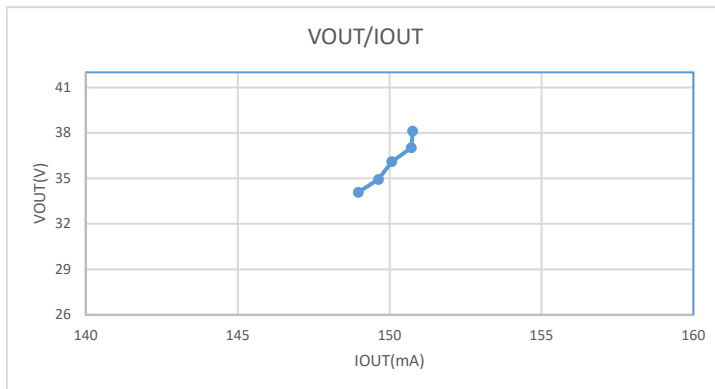
Product Specifications

Model No.	Input Current (max)	Input Power (max)	THD	Power Factor	Efficiency	Output Current	Output Voltage	Output Power (max)
US06ISIBLECCT38150F	70mA	8W	N.A	>0.50	>78%	150mA	34-38V	6W

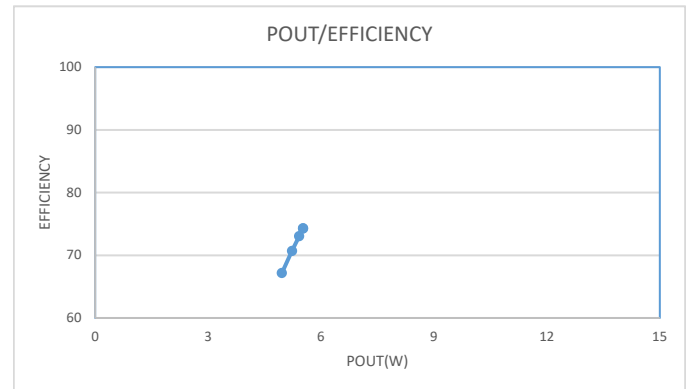
All specifications with 240 VAC are nominal operation and 100% load.

Graphs

Operating Window



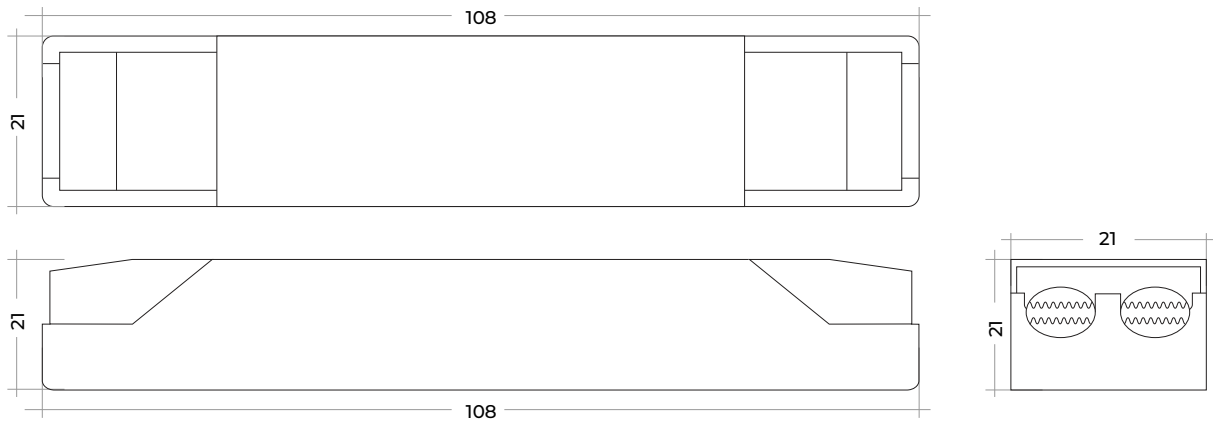
Efficiency Vs Output Power



Housing Properties

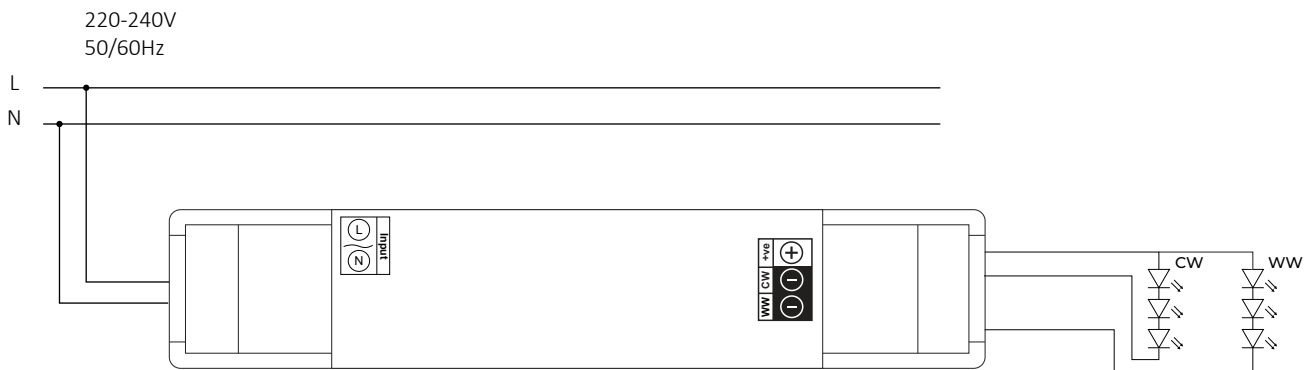
Degree of protection	IP20
Casing	Polycarbonate, White

Housing Dimensions



Dimensions (LxWxH)	108X21X21 mm
Tolerance	± 1mm
Weight	38 gm

Wiring Diagrams



Expected Lifetime

Lifetime	30,000 hours
Warranty	2 years

Logistics Data

Model No.	US06ISIBLECCT38150F
Weight (gm)	38 gm